

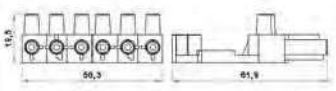
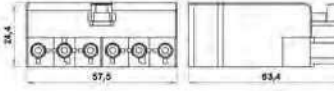
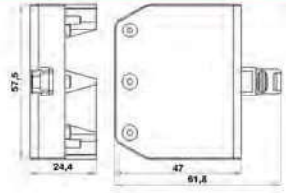



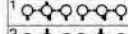


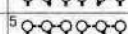
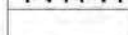
TECHNICAL DATA ON PAGE 2

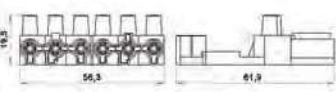
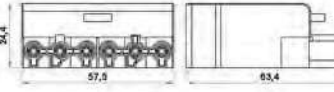
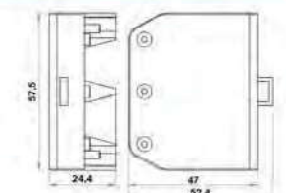







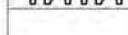
6 POLES CONNECTOR
 without strain relief
 for 0,5 - 2,5 mm²
 cables, solid and fine - stranded, lockable
 screws into housing

6 POLES CONNECTOR
 with strain relief
 for cross sections 1,5 - 2,5 mm² ✱
 Covers, base and screws are not assembled
 see indication for assembled article
 on page 1. ■

6 POLES COVER
 WITH LOCKING DEVICE

■ service see on page 1

Application	Coding	Color	Order code	Descr.	Order code	Descr.	Order code	Descr.		
Male										
										
Mains with earth and switching application	1		black/brown	EP0400	EP6M	EP1400 ✱	EP6M + EP6G ✱	EP0420 ✱	EP6G ✱	
	2		black/black	EP0401	EP6MN	EP1401 ✱	EP6MN + EP6G ✱		EP6GW ✱	
	3									
	4		black/green	EP0403	EP6MV	EP1403	EP6MV + EP6G			
	5		brown/brown	EP0402	EP6MB	EP1402	EP6MB + EP6G			
switching application										
1 code: L1 N T1 T2 S3										
2 code: L1 N L1 N										
4 code: L1 N L1 N										
5 code: T1 T2 S3 T1 T2 S3										

Application	Coding	Color	Order code	Descr.	Order code	Descr.	Order code	Descr.		
Female										
										
Mains with earth and switching application	1		brown/black	EP0410	EP6F	EP1410 ✱	EP6F + EP6g ✱	EP0423 ✱	EP6g ✱	
	2		black/black	EP0411	EP6FN	EP1411 ✱	EP6FN + EP6g ✱			
	3									
	4		green/black	EP0413	EP6FV	EP1413	EP6FV + EP6g			
	5		brown/brown	EP0412	EP6FB	EP1412	EP6FB + EP6g			
switching application										
1 code: S3 T2 T1 N L1										
2 code: N L1 N L1										
4 code: N L1 N L1										
5 code: S3 T2 T1 S3 T2 T1										

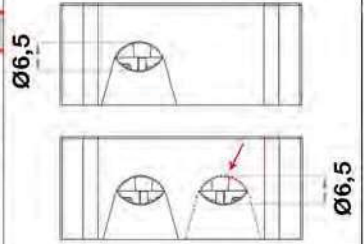
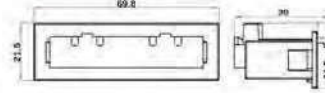
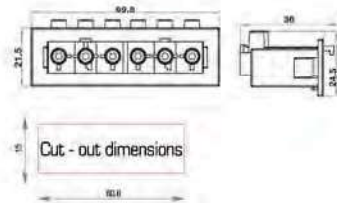
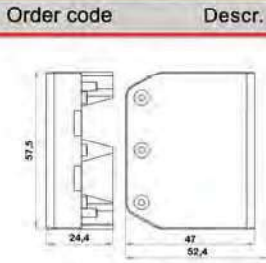
6 POLES COVER WITH TWO FRONT HOLES
 for locking device use EPH04

■ service see on page 1

6 POLES PANEL MOUNTS ADAPTER
 sold already assembled with male and female 6 poles connectors

6 POLES PANEL MOUNTS ADAPTER
 for locking device use EPH04

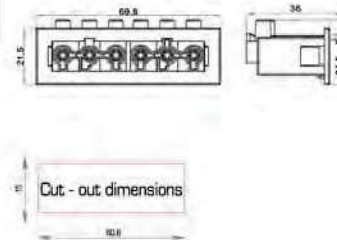
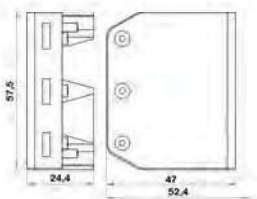
* strain relief diameter available second input cable with strain relief by self cutting ✓



Order code	Descr.	Order code	Descr.	Order code	Descr.
EP0424	EP6GD	EP6400	EP6M + EP6L	EP0426	EP6L
		EP6401	EP6MN + EP6L		
		EP6403	EP6MV + EP6L		
		EP6402	EP6MB + EP6L		

Order code Descr. Order code Descr. Order code Descr. Order code Descr.

6 POLES COVER with 3 eyes locking



for locking device use EPH04
 on the opposite part see it on page 11

Order code	Descr.	Order code	Descr.	Order code	Descr.
EP0426	EP6g3	EP6410	EP6F + EP6L		
		EP6411	EP6FN + EP6L		
		EP6413	EP6FV + EP6L		
		EP6412	EP6FB + EP6L		

EP SYSTEM 6T - 6TI POLES 250/400V, 16 A

6 POLES CONNECTOR
without strain relief
for 0,5 - 2,5 mm²
cables, solid and fine - stranded, lockable
screws into housing

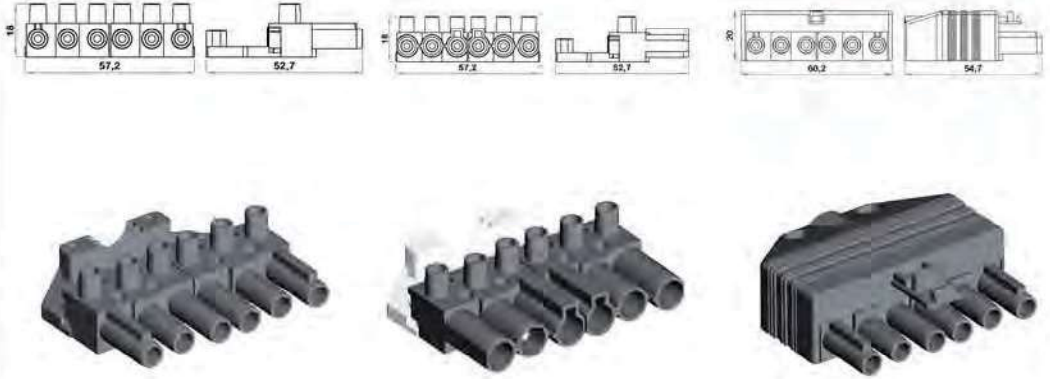
6 POLES CONNECTOR
without strain relief
for 0,5 - 2,5 mm²
cables, solid and fine - stranded, lockable
screws into housing

6 POLES CONNECTOR
with strain relief
for cross sections 1,5 - 2,5 mm² *
Covers, base and screws are not assembled
see indication for assembled article
on page 1 ■

TECHNICAL DATA ON PAGE 2

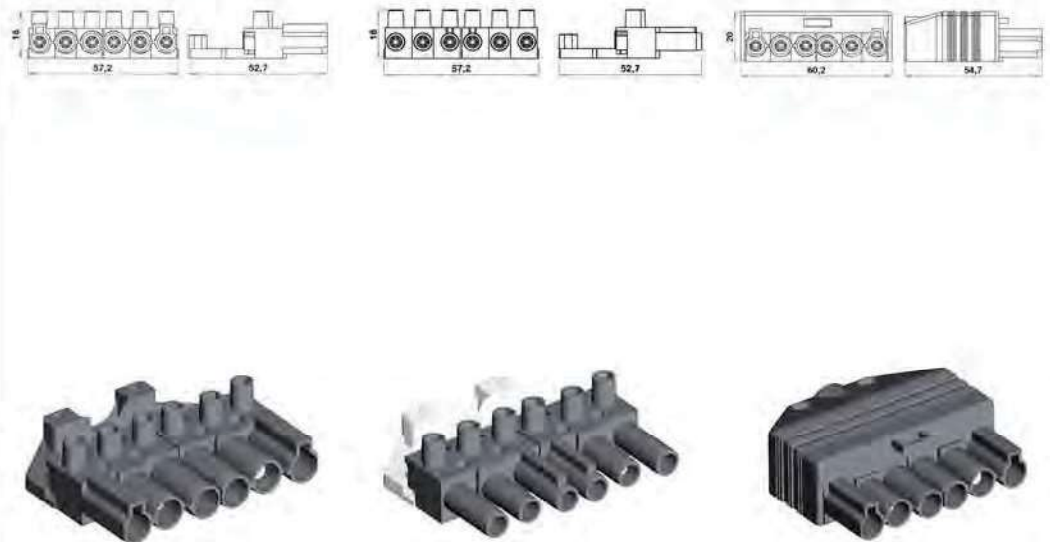
Application	Coding	Color	Order code	Descr.	Order code	Descr.	Order code	Descr.
Mains with earth and switching application	1	○○○○○○	EP0404	EP6MT			EP1404	EP6MT + EP6GT
	2	○○○○○○			EP0409	EP6MTI		
	3							
	4							
1 code: PH N 1 2 3 2 code: 3 2 1 N PH								

Male




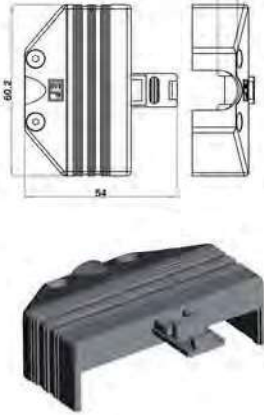
Application	Coding	Color	Order code	Descr.	Order code	Descr.	Order code	Descr.
Mains with earth and switching application	1	○○○○○○	EP0414	EP6FT			EP1414	EP6FT + EP6GT
	2	○○○○○○			EP0419	EP6FTI		
	3							
	4							
1 code: N PH 3 2 1 2 code: 1 2 3 PH N								

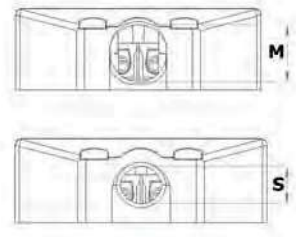
Female




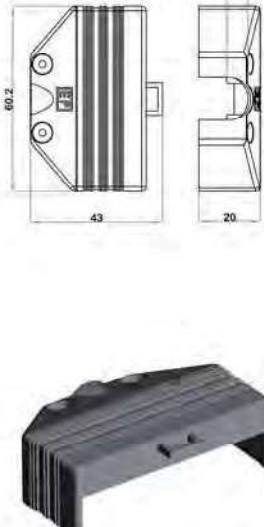
EP SYSTEM 6T - 6TI POLES 250/400V, 16 A

6 POLES CONNECTOR with strain relief for cross sections 1,5 - 2,5 mm ² * <i>Covers, base and screws are not assembled</i> <i>see indication for assembled article</i> <i>on page 1 ■</i>	6 POLES COVER WITH LOCKING DEVICE * available strain relief S - M	* available strain relief: Ø 9 mm = S Ø 14 mm = M
---	---	---

Order code	Descr.	Order code	Descr.
			
EP1409	* EP6MTI + EP6GTG *	EP0422	EP6GT
		EP0425	EP6GTG



* EXAMPLE: EP1409S EP6MTI+EP6GTGM
EP0422M EP6GTM

Order code	Descr.	Order code	Descr.
			
EP1419	* EP6FTI + EP6gTG *	EP0427	EP6gT
		EP0428	EP6gTG