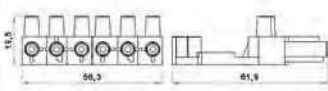
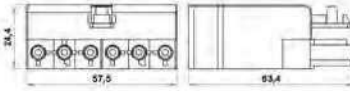
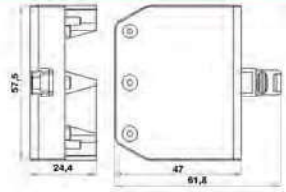








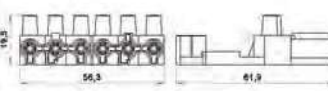
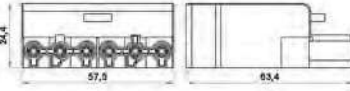
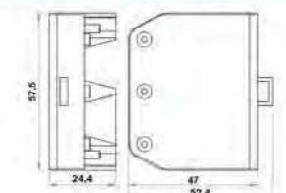










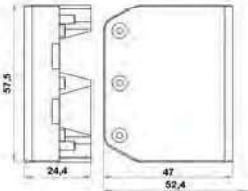
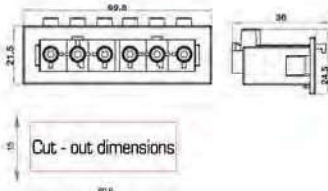
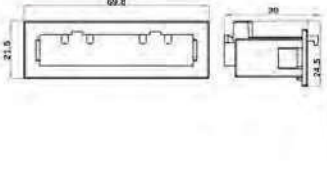



TECHNICAL DATA ON PAGE 2	6 POLES CONNECTOR without strain relief for 0,5 - 2,5 mm ² cables, solid and fine - stranded, lockable screws into housing	6 POLES CONNECTOR with strain relief for cross sections 1,5 - 2,5 mm ² * Covers, base and screws are not assembled see indication for assembled article on page 1. ■	6 POLES COVER WITH LOCKING DEVICE ■ service see on page 1
---------------------------------	--	---	---

Application	Coding	Color	Order code	Descr.	Order code	Descr.	Order code	Descr.	
Male									
									
									
Mains with earth and switching application	1		black/brown	EP0400	EP6M	EP1400 *	EP6M + EP6G *	EP0420 *	EP6G *
	2		black/black	EP0401	EP6MN	EP1401 *	EP6MN + EP6G *		EP6GW *
	3								
	4		black/green	EP0403	EP6MV	EP1403	EP6MV + EP6G		
	5		brown/brown	EP0402	EP6MB	EP1402	EP6MB + EP6G		
switching application									
1 code: L1 N T1 T2 S3 2 code: L1 N L1 N 4 code: L1 N L1 N 5 code: T1 T2 S3 T1 T2 S3									

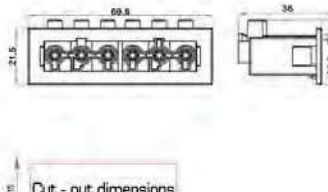
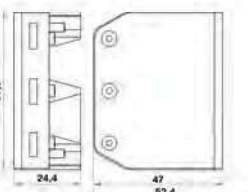
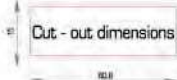


Application	Coding	Color	Order code	Descr.	Order code	Descr.	Order code	Descr.	
Female									
									
									
Mains with earth and switching application	1		brown/black	EP0410	EP6F	EP1410 *	EP6F + EP6g *	EP0423 *	EP6g *
	2		black/black	EP0411	EP6FN	EP1411 *	EP6FN + EP6g *		
	3								
	4		green/black	EP0413	EP6FV	EP1413	EP6FV + EP6g		
	5		brown/brown	EP0412	EP6FB	EP1412	EP6FB + EP6g		
switching application									
1 code: S3 T2 T1 N L1 2 code: N L1 N L1 4 code: N L1 N L1 5 code: S3 T2 T1 S3 T2 T1									

EP SYSTEM 6 POLES 250/400V, 16 A

6 POLES COVER WITH TWO FRONT HOLES for locking device use EPH04 ■ service see on page 1	6 POLES PANEL MOUNTS ADAPTER sold already assembled with male and female 6 poles connectors	6 POLES PANEL MOUNTS ADAPTER for locking device use EPH04	* strain relief diametre available second input cable with strain relief by self cutting ✓
--	---	---	--

Order code	Descr.	Order code	Descr.	Order code	Descr.
					
					
EP0424	EP6GD	EP6400	EP6M + EP6L	EP0426	EP6L
		EP6401	EP6MN + EP6L		
		EP6403	EP6MV + EP6L		
		EP6402	EP6MB + EP6L		

Order code	Descr.	Order code	Descr.	Order code	Descr.	Order code	Descr.
------------	--------	------------	--------	------------	--------	------------	--------

6 POLES COVER with 3 eyes locking							
							
							
EP0426	EP6g3	EP6410	EP6F + EP6L				
		EP6411	EP6FN + EP6L				
		EP6413	EP6FV + EP6L				
		EP6412	EP6FB + EP6L				

for locking device use EPH04
on the opposite part see it on page 11

EP SYSTEM 6T - 6TI POLES 250/400V, 16 A

6 POLES CONNECTOR
 without strain relief
 for 0,5 - 2,5 mm²
 cables, solid and fine - stranded, lockable
 screws into housing

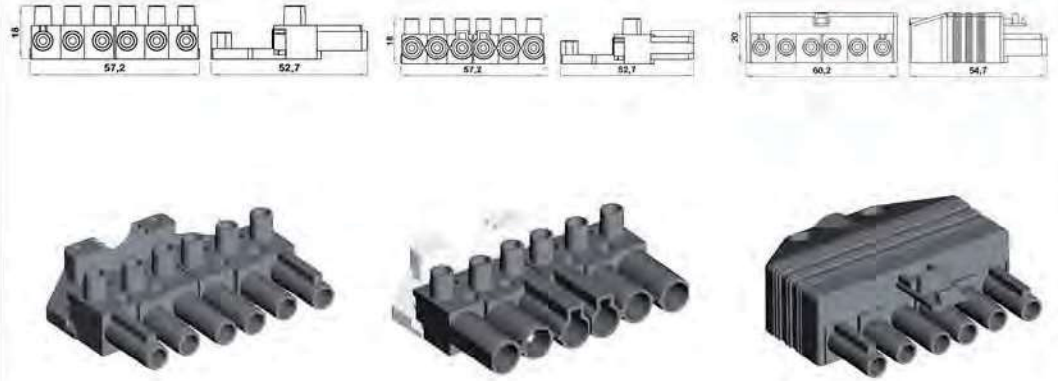
6 POLES CONNECTOR
 without strain relief
 for 0,5 - 2,5 mm²
 cables, solid and fine - stranded, lockable
 screws into housing

6 POLES CONNECTOR
 with strain relief
 for cross sections 1,5 - 2,5 mm² *
*Covers, base and screws are not assembled
 see indication for assembled article
 on page 1 ■*

TECHNICAL DATA ON PAGE 2

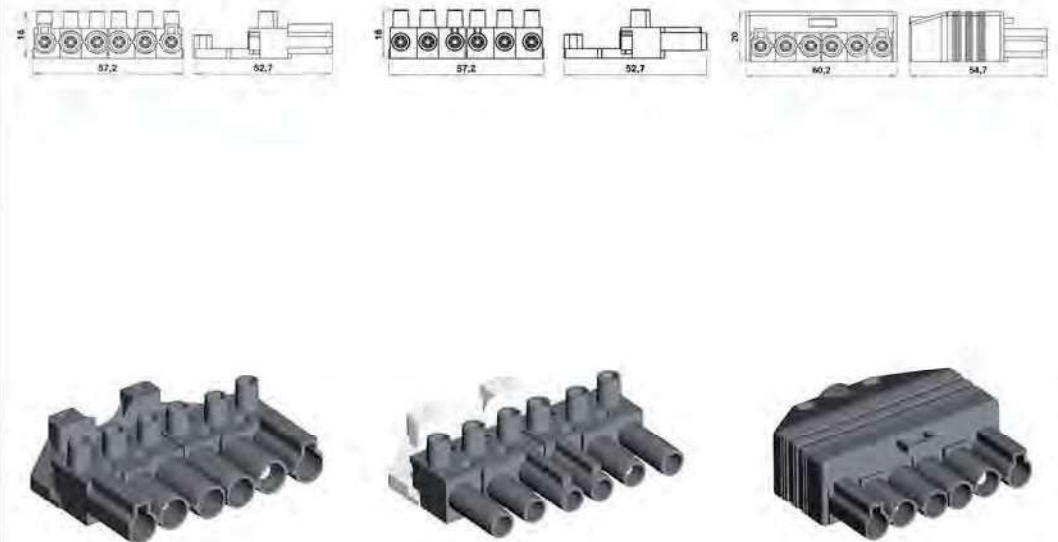
Application	Coding	Color	Order code	Descr.	Order code	Descr.	Order code	Descr.
Mains with earth and switching application	1	○○○○○○	EP0404	EP6MT			EP1404	EP6MT + EP6GT
	2	○○○○○○			EP0409	EP6MTI		
	3							
	4							
<p>1 code: PH N 1 2 3 2 code: 3 2 1 N PH</p>								

Male



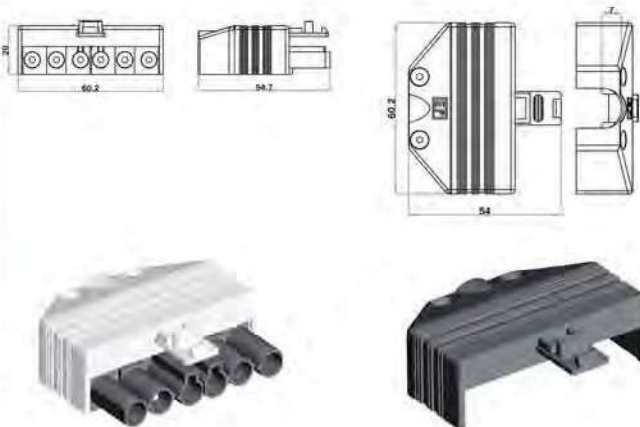
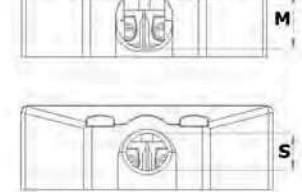
Application	Coding	Color	Order code	Descr.	Order code	Descr.	Order code	Descr.
Mains with earth and switching application	1	○○○○○	EP0414	EP6FT			EP1414	EP6FT + EP6GT
	2	○○○○○			EP0419	EP6FTI		
	3							
	4							
<p>1 code: N PH 3 2 1 2 code: 1 2 3 PH N</p>								

Female

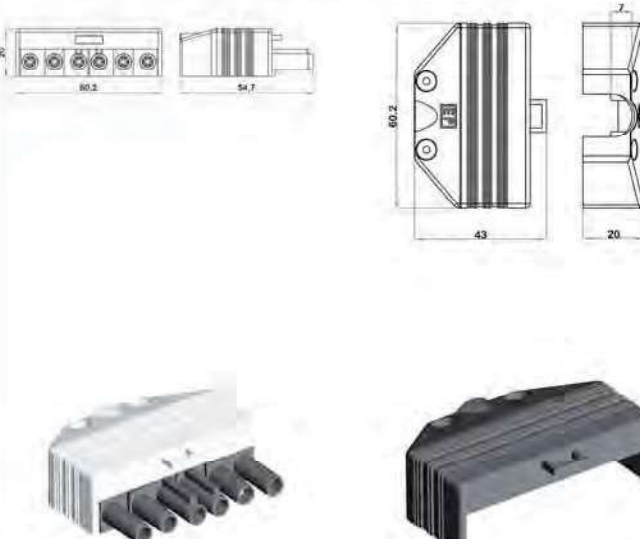



EP SYSTEM 6T - 6TI POLES 250/400V, 16 A

6 POLES CONNECTOR with strain relief for cross sections 1,5 - 2,5 mm ² * <i>Covers, base and screws are not assembled</i> <i>see indication for assembled article</i> <i>on page 1 ■</i>	6 POLES COVER WITH LOCKING DEVICE * available strain relief S - M	* available strain relief: Ø 9 mm = S Ø 14 mm = M
---	---	---

Order code	Descr.	Order code	Descr.
			
EP1409	* EP6MTI + EP6GTG *	EP0422	EP6GT
		EP0425	EP6GTG

* EXAMPLE: EP1409S EP6MTI+EP6GTGM
EP0422M EP6GTM

Order code	Descr.	Order code	Descr.
			
EP1419	* EP6FTI + EP6gTG *	EP0427	EP6gT
		EP0428	EP6gTG